

# FINGERPRINT-PALMPRINT IMAGING SOFTWARE



## IMAQUEST ENHANCEMENT SOFTWARE

CAPTURE  
CALIBRATION  
ENHANCEMENT  
COMPRESSION  
IMAGE TRACKING

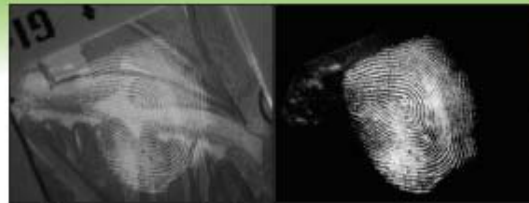
THE FULL  
FINGERPRINT  
SOLUTION

THE QUEST FOR  
IDENTIFICATION



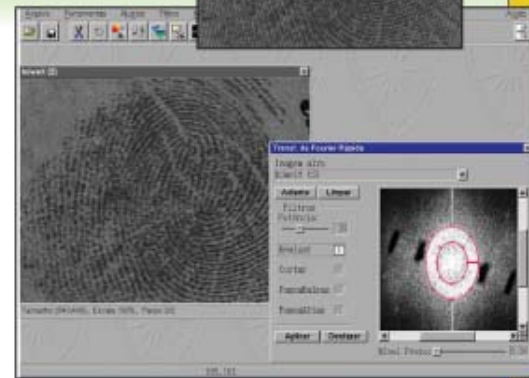
## IDENTQUEST

COMPARISON SOFTWARE  
CALIBRATION  
MINUTIAE EXTRACTION  
COMPARISON  
MANUAL EDITION  
CHARTING



Left image captured in Fluorescence mode.  
Right image after ImaQuest background subtraction.

Periodic background (ink pattern on a currency note) elimination with the ImaQuest FAST and EASY FFT tool.

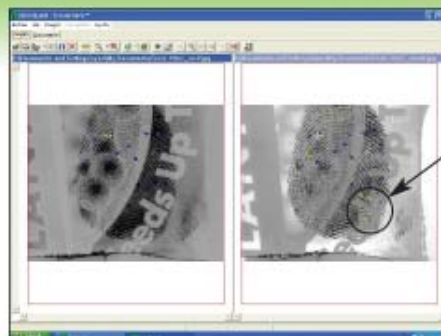


**IMAQUEST ENHANCEMENT Features:** FFT (Fast Fourier Transform) with live display while FFT areas are cut or boosted, FFT double Ellipse boost function; Overlapping print separation via FFT; Image Subtraction with live view of results in combination with forensic light source, and slides to adjust intensities of each image while viewing live subtraction to equalize background, lock/unlock ratio; ROI (Region of Interest) of various shapes (ellipse, rectangle, custom); Filtering (Gauss, Equalization, Sharpen, Lowpass, Stat Scaling); Zoom; Brightness & Contrast; Histogram; Resizing; Rotate; Invert; Annotations; and Pasting of multiple images into a document. Tracking features; Automated saving of each intermediate step for easy post-review, step cancellation, text full description of each enhancement for case and court Presentation. ImaScope 12 bit CCD integrated driver for exposure (fast/fine tuning), binning and live saturation map control during acquisition.

**Image Formats:** BMP, JPEG, TIFF, PCX, TGA, GIF, IQD, TRC (History Tracking Format), WSQ (FBI Certified 12:1), Adjustable Compression ratio (1:1 - 20:1) with live image preview.

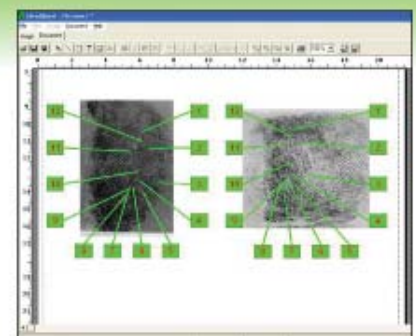
**Operating Systems:** Windows 98/2000/XP  
Minimum PC Requirements: 1GHz, 256Mb Ram. Recommended: 2Ghz, 512Mb

**Includes:** ImaQuest and IdentQuest, two powerful, easy to use softwares on one CD, Training Files (Before and After for practice), Hasp Key, Manual.



Points missed in original before Subtraction.

ImaQuest background subtraction followed by IdentQuest extraction (right) shows MORE auto-extracted minutiae points compared with original on the left.



IdentQuest Comparison menu with Auto-Charting for case and court presentation.

**IDENTQUEST COMPARISON Features:** Extraction (Automated and Manual) and confirmation/editing (by expert) of minutiae points on one single image or two side by side images with automatic comparison. Charting of matching points with automatic numbering. Algorithm to auto-extract palm cards and latents minutiae, without having to split the palm into small areas.

# FINGERPRINT-PALMPRINT IMAGING SYSTEMS

## IMASCOPE - C.D.I.S.

### FINGERPRINT LABORATORY

C-MOUNT INTEGRATING CCD  
12 BITS (4096 LEVELS OF GRAY)  
OPTICAL FILTERING/COPY STAND  
OPTICS: MICRO-LENS OR ZOOM  
PC & IMAGUEST & IDENTQUEST  
SCANNER - SUBLIMATION PRINTER



Below: Optical enhancements with CrimeScope CS-16 wavelength tuning and CDIS-ImaScope Filter slide with a bandpass filter totally eliminating the ink background.



## CRIMESCOPE DIGITAL IMAGING SYSTEM

### CDIS-1250-12BIT - INCLUDES

ImaScope CCD (C-mount) with on-chip Integration capability, 12 bit capture= 4,096 levels of gray, 1250x1000 pixels, UV(280) to IR(1000) sensitivity, PCI Digital acquisition card, ImaQuest, IdentQuest and C-Scope (CS-16 controller) Software packages, PC (3GHz, 512Mb, CD-RW, 19"monitor), Scanner, Sublimation Printer, Zoom Lens 28-135mm, Dual Slide Adapter: Bandpass Filters Slide: BP415, BP515, BP550, LP550, BP600, White, Copy-Stand with column and 18x20" baseboard, and CCD camera arm

**CDIS-1250-12BIT-AFIS** - Same as above, but adds AFIS+APIS Full Software for 5,000 cards, with PC upgrade (21", larger HDD's...).

For best CDIS results, we recommended the **CrimeScope CS-16-400 Forensic Light Source.**

"ASK ABOUT OUR INFRARED VERSION"

SPEX FORENSICS - JY Inc • 3880 Park Ave. • Edison NJ • 08820 • USA  
800-GET-SPEX • 1-732-494-8660 • Fax: 1-732-549-5125  
Email: questions@mail.crimescope.com www.crimescope.com

## DIGI-PRINTSCOPE

### CRIME SCENE

PORTABLE DIGITAL CAMERA  
8 BITS (256 LEVELS OF GRAY)  
OPTICAL FILTERING/DARK HOOD  
SET OF CLOSE-UP OPTICS  
CHOICE OF SOFTWARE/ACCESSORIES



Modular concept, the Digi-PrintScope features dual filters stacked and removable.



The hood with FLS side window can sit on a table or the system can be mounted on a tripod.

Captured with optical enhancements of the Digi-PrintScope:



Blood print (Left: Room light) optically enhanced with LP550 (center) and BP415 (left).

## CALL FOR A DETAILED QUOTATION

### D-SCOPE-4F - INCLUDES

Digital Camera, 4 Position 52mm Filter Slide, Sliding hood, 7 filters(3 stacked), USB Card Reader, CaliQuest 1:1 - 5:1 software for calibrated printing, Close-up optics, Bag.

**D-SCOPE-8F - ADDS** One more slide, tripod, and IMAGUEST-IDENTQUEST in place of CaliQuest, Frame grabber and more...

**D-BIO-SCOPE** - Low cost configuration, no slides (12F) and compression software for photography of Biological Stains

For best Digi-PrintScope performance, we recommend the **MCS-400 8F or 16F Forensic Light Source.**

