


Fiber Optic Type Chemical Solution Concentration Monitor

# CS-600F

Enables Improved Cleaning Process Efficiency with  
“High Temperature Chemical Measurement,” “Stable Operation,” and “Compact Body Size”  
to Meet Leading-edge Process Requirements



# Compact Design High-temperature Chemical Solutions Measurement, and CS-600F Has All the Functions Necessary for Next-generation Processes.

Compact design

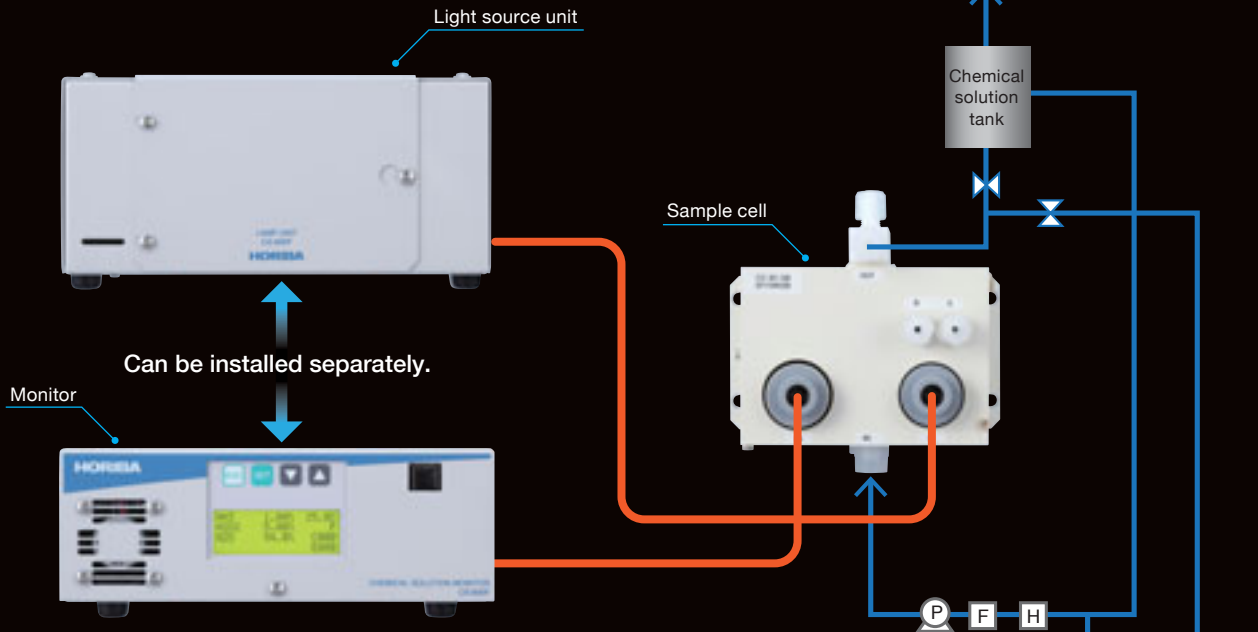
High-temperature chemical solutions measurement (20 to 80°C)

Stable operation reduces downtime

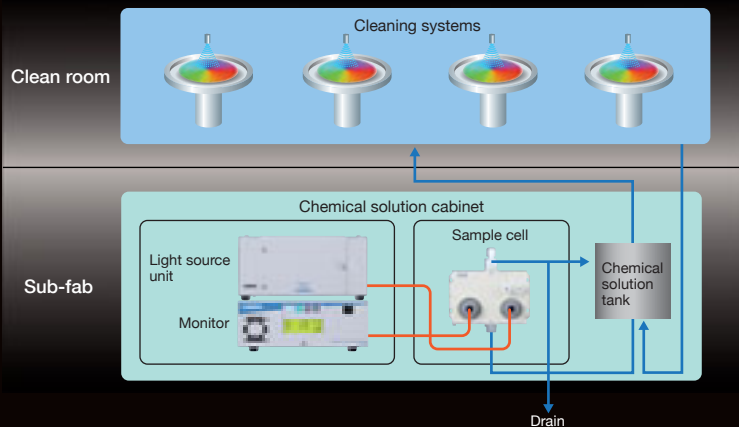
As semiconductor manufacturing increasingly utilizes nanofabrication and larger-diameter wafers, chemical solution concentration monitors also require higher performance for leading-edge semiconductor wet processes. HORIBA's fiber optic type chemical solution concentration monitor, the CS-600F, achieves a higher level of functionality best suited for manufacturing, such as the ability to perform in-line measurement of high temperature chemical solutions in various applications, stable operation for reduced downtime, and compact size for improved space productivity in order to meet the precise chemical solution concentration management required in leading-edge semiconductor wet processes. HORIBA contributes to increase yield and optimizing the processes of next-generation wet processes through chemical solution concentration management.

## Reduced Sizes for More Flexible Layout

The CS-600F monitor is compact in size; height has been reduced by 36%, volume by 40%, and the space required by the cell cables by 46% compared to previous models (CS-100F1 Series). The light source unit and monitor main body can be installed remotely and in separate locations, which allows installation flexibility based on the locations of the chemical solution unit and cleaning equipment.



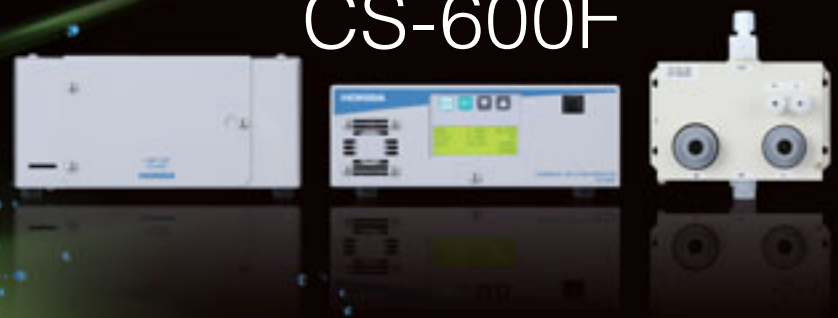
## ■ Placing the light source unit on the monitor saves space



Stable Operation –

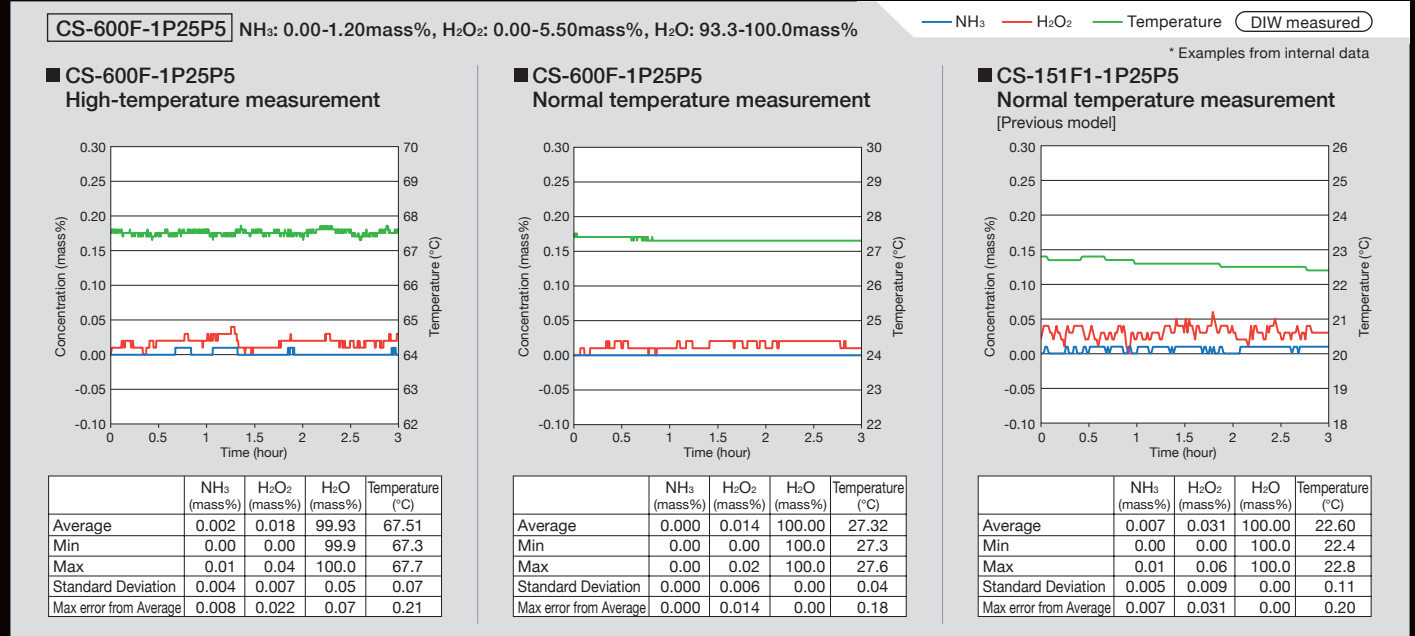
Fiber Optic Type Chemical Solution Concentration Monitor

# CS-600F



## High-stability, In-line Measurement of High Temperature Chemical Solutions (20 to 80°C)

The all-new optical system and improved processing algorithms enable in-line measurement of high temperature chemical solutions, a critical step for leading-edge wet processes. This eliminates the need to cool-down the chemical sample., HORIBA's CS-600F provides a high-stability, enables more efficient and precise chemical solution management.



## Significantly Reduced Background Correction Frequency

The regular correction frequency is significantly reduced compared to the previous model (CS-100F1 Series), which in turn significantly reduces unit downtime and greatly contributes to improved throughput.

### A Single Monitor is Capable of Measuring Up to Six Types of Chemical Solutions (solution types or ranges)

A single monitor can measure up to six types of chemical solutions (solution types or ranges). Solution types and ranges can be freely specified, enabling the CS-600F to meet a wide variety of monitoring requirements.

### Capable of Outputting Measured Values of Up to Six Components (Serial Output)

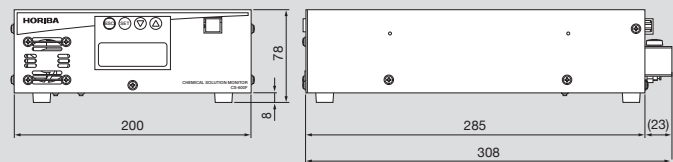
The previous model (CS-100F1 Series) was able to output four components (serial output). This new model can output up to six components through the serial output. Analog output of new model is four components versus two on the previous model.

## Specifications

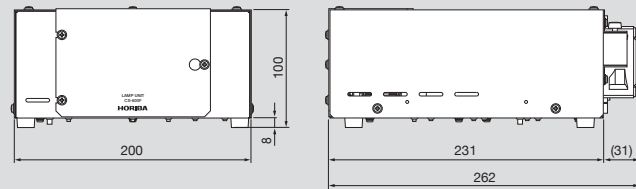
Model	CS-600F
Measurement principle	Absorption spectroscopic method
Calculation principle	Temperature compensation type multivariate analysis
Measurement target	NH <sub>3</sub> /H <sub>2</sub> O <sub>2</sub> /H <sub>2</sub> O (representative specification) * Please contact HORIBA regarding other chemicals.
Measurement range	NH <sub>3</sub> : 0.00 to 1.20 mass%, H <sub>2</sub> O <sub>2</sub> : 0.00 to 5.50 mass%, H <sub>2</sub> O: 93.3 to 100.0 mass%
Repeatability	NH <sub>3</sub> : ±0.05 mass%, H <sub>2</sub> O <sub>2</sub> : ±0.10 mass%, H <sub>2</sub> O: ±1.0 mass% Chemical temperature: Within ±1°C/1 hour
Sample solution temperature	20 to 80°C
Measurement cycle	Approx. 3 seconds
LCD display	(1) Measured value (%) (2) Concentration alarm (HH/H/L/LL) (3) Error code (EXXX) (4) Chemical temperature (°C) (5) Serial/parallel communication status (P/S) (6) The times of background correction failure (CXXX)
Key input	(1) Concentration alarm setting (HH/H/L/LL) (2) Concentration value shift (3) Background correction (4) Hot water correction (5) Temperature dependent concentration shift
Parallel input	Input voltage of 12 V to 30 V DC by insulating with photo coupler (1) Parallel concentration alarm output (On/Off) (2) Switching chemical solution for measurement (including background correction) (3) Hot water correction
Parallel output	Transistor output (NPN open collector) by insulating with photo coupler Maximum current when powered ON: 5 mA DC (no internal protective resistance) Maximum voltage when powered OFF: 30 V DC 1) Concentration alarm (ON at HH/H/L/LL alarm) 2) Monitor error (OFF at error) 3) Measuring (ON at measurement) 4) Chemical solution type for measurement 5) Echo to hot water correction input 6) Warning (ON at occurred) 7) Background correction status 8) Hot water correction status
Serial input	RS-232C 1) Request for readout of measurement data 2) Select chemical solution type to be measured 3) Hot water correction
Serial output	RS-232C 1) Measured data No. 2) Chemical solution type 3) Concentration value 4) Error code 5) Chemical temperature
Analog output	4 mA to 20 mA In case of monitor error occurs, measurement is stopped or invalid chemical range is selected, the signal output is fixed at 1.5 mA. The load resistor must be 500 Ω maximum.
Chemical solution temperature input	Terminal block inlet (terminal screw M3) Platinum resistance temperature sensor: Pt100 (Three-conductor type, Class A) *Temperature sensor is not included.
Air (for operation and purge)	Connection port: 4 mm O.D. quick joint, Pressure: 0.2 MPa ±0.02 Mpa
Power source	100 V to 230 V AC (single phase), 50/60 Hz
Power consumption	Approx. 85 VA (transient electric current at the time of the start is excluded)
Weight	(Monitor) Approx. 3.6 kg (Lamp unit) Approx. 2.8 kg (Sample cell) Approx. 1.2 kg
Ambient temperature	(Monitor, Lamp unit) 20°C to 30°C (Sample cell, Optical fiber) 20°C to 35°C (Sudden temperature change should be avoided, within ±1°C/1 hour)
Ambient humidity	(Monitor, Lamp unit, Sample cell) 40% to 70% (Should be no dew condensation)
Slanting angle at installation	(Monitor, Lamp unit) within ±1°
Optical fiber	Length: 5 m, minimum bend radius: R 150 mm

## External dimensions (unit: mm)

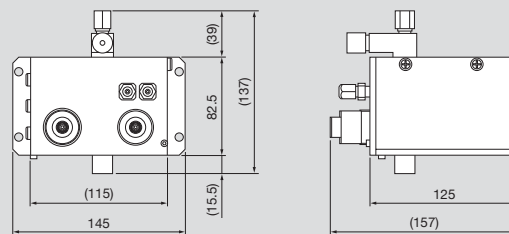
### Monitor



### Lamp unit



### Sample cell



Please read the operation manual before using this product to assure safe and proper handling of the product.

- The contents of this catalog are subject to change without prior notice, and without any subsequent liability to this company.
- The color of the actual products may differ from the color pictured in this catalog due to printing limitations.
- It is strictly forbidden to copy the content of this catalog in part or in full.
- All brand names, product names and service names in this catalog are trademarks or registered trademarks of their respective companies.

<http://www.semi.horiba.com> e-mail: [info@horiba.co.jp](mailto:info@horiba.co.jp)

#### ● HORIBA, Ltd.

**Head Office**  
2 Miyahogashi, Kisshoin  
Minami-ku, Kyoto, Japan  
Phone: 81 (75) 313-8123  
Fax: 81 (75) 321-5725

#### Tokyo Sales Office

Kanda-Awaji-cho Nichome  
Building 2-6, Awaji-cho,  
Kanda, Chiyoda-ku, Tokyo,  
Japan  
Phone: 81 (3) 6206-4721  
Fax: 81 (3) 6206-4730

#### ● HORIBA Taiwan, Inc.

3F., No.18, Ln. 676,  
Zhonghua Rd, Zhubei City,  
Hsinchu County 302, Taiwan  
Phone: 886 (3) 656-1160  
Fax: 886 (3) 656-8231

#### ● HORIBA (China) Trading Co., Ltd.

**Shanghai Office**  
Unit D, 1F, Building A, Synnex  
International Park, 1068  
West Tianshan Road,  
Shanghai, 200335 China  
Phone: 86 (21) 6289-6060  
Fax: 86 (21) 6289-5553

#### Beijing Office

Room 1801, SK Tower,  
Tower 1 No.6 Jia,  
Jianguomenwai Ave.,  
Chaoyang District, Beijing,  
100022 China  
Phone: 86 (10) 8567-9966  
Fax: 86 (10) 8567-9066

#### ● HORIBA Korea Ltd.

10, Dogok-Ro, 6-Gil,  
Gangnam-Gu, Seoul,  
135-860, Korea  
Phone: 82 (2) 753-7911  
Fax: 82 (2) 756-4972

#### ● HORIBA Instruments (Singapore) Pte Ltd.

10, Ubi Crescent #05-12  
Lobby B Ubi Techpark  
Singapore 408564  
Phone: 65 (6) 745-8300  
Fax: 65 (6) 745-8155

#### ● HORIBA Instruments Incorporated

**Irvine Office**  
9755 Research Drive, Irvine,  
CA 92618, U.S.A.  
Phone: 1 (949) 250-4811  
Fax: 1 (949) 250-0924

**Santa Clara Office**  
3265 Scott Blvd Santa Clara,  
CA 95054  
U.S.A.  
Phone: 1 (408) 730-4772  
Fax: 1 (408) 730-8975

#### Austin Office

9701 Dessau Road  
Suite 605, Austin  
Texas 78754, U.S.A.  
Phone: 1 (512) 836-9560  
Fax: 1 (512) 836-8054

#### Portland Office

10110 SW. Nimbus Avenue,  
Suite B-11, Portland,  
OR 97223, U.S.A.  
Phone: 1 (503) 624-9767  
Fax: 1 (503) 968-3236

#### Albany office

58 Clifton Country Rd, Clifton  
Park, New York 12065,  
U.S.A.  
Phone: 1 (518) 331-1371

#### ● HORIBA UK Limited

**Northampton Office**  
Kyoto Close  
Moulton Park, Northampton  
NN3 6FL, UK  
Phone: 44 (1604) 542-500  
Fax: 44 (1604) 542-699

#### ● HORIBA Europe GmbH

**Head Office**  
Hans-Mess-Str.6  
D-61440 Oberursel  
Germany  
Phone: 49 (6172) 1396-0  
Fax: 49 (6172) 1373-85

#### Leichlingen Office

Julius-kronenberg Str.9  
D-42799 Leichlingen  
Germany  
Phone: 49 (2175) 8978-0  
Fax: 49 (2175) 8978-50

#### HORIBA Sweden

Sydhamnsvagen 55-57,  
SE-15138, Sodertalje,  
Sweden  
Phone: 46 (8) 550-80701  
Fax: 46 (8) 550-80567

#### ● HORIBA France Sarl

BUROCLUB 2 Av de Vignate,  
Gieres 38610,  
France  
Phone: 33 (4) 76-63-49-15  
Fax: 33 (4) 76-54-03-99

#### ● HORIBA (Austria) GmbH

Kaplanstrasse 5  
A-3430 Tulln,  
Austria  
Phone: 43 (2272) 65225  
Fax: 43 (2272) 65230

#### HORIBA Czech

Petrohradská 13  
CZ-10100 Praha 10,  
Czech  
Phone: 420 (2) 717-464-80  
Fax: 420 (2) 717-470-64

Bulletin:HRE-1937A

Printed in Japan TS-M(SK)23