

# HORIBA

Explore the future

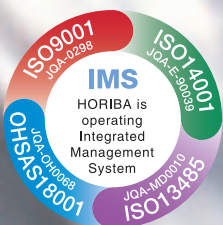

*The intelligent pocket-size pH meter.  
Does it all for you anywhere -  
in the measurement mode you choose*



*The rugged new Twin pH meter speeds and simplifies your pH measurements. Put a few drops of sample on the flat sensor, immerse the sensor in your sample or scoop up a bit with the spoon shaped sample well. And don't worry about splashing: it's waterproof! The new, dual action sensor guard protects the electrode and captures samples from buckets, lakes streams or running water. The flat sensor allows measurement of small samples, pastes, powders or solids while Autocal simplifies measurement and promotes accuracy. This compact pH meter is perfect for lab, plant or field!*

● COMPACT pH METER

**twinpH**  
W A T E R P R O O F B-211/B-212



Explore the future

**HORIBA**

# The Twin - does what it's supposed to do, wherever you need it



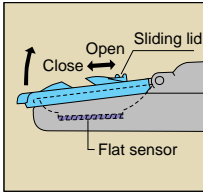
## Waterproof construction protects the instrument

Even if you drop it in the water, there is nothing to fear. Its waterproof structure makes the Twin ideal for carefree outdoor use and expands in one stroke the scope of pH measurement activities.

- Impervious to water for 30 minutes up to a depth of 1 meter. Proper function is not assured if immersed deeper than 1 meter.

## Auto shutoff saves batteries

If you forget to turn off the Twin, After 60 minutes of non-use, the Auto-ShutOff circuit automatically turns it off for you.



## Sensor guard protects the electrode

The delicate flat sensor is protected by a sensor guard to ensure safety during use. To perform scoop measurement, just slide back the lid.



## The replaceable sensor prolongs useful life

Cartridge-type sensors are simple to replace.

- Please note that the horizontal sensor may be broken by a strong, direct impact.

## CAL button simplifies standardization

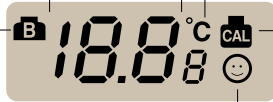
Takes all the fuss out of reference calibrations. The Twin automatically makes the calibration with just a push of this button.

## pH readouts

Measured pH values are shown to an accuracy of 1/10 pH; calibration values to 1/100. (Readout blinks for pH values in excess of the range 0 - 14 pH.)

## Battery warning

Alerts you to low battery.



## Temperature warning

The "C" blinks when the temperature exceeds the range 0-40°C

## Calibration indicator

Lights up during reference calibration.

## Stable-readout indicator

Lights up when readout has stabilized.

## Specifications

**Twin version available :** B-211, B-212

**Principle :** Glass Electrode

**Readout :** 2 1/2-digit LCD

**Measurement range :** pH 2 - pH 12

**Repeatability :** ±0.1 pH

**Sample temperature :** 5- 40°C (Actual temperature of sample is compensated for to give value at ambient temperature.)

**B-211 Features :** Single-point pH 7 AutoCalibration (Calibration value backup); Waterproof structure; Auto-ShutOff; Flat / Immersed / Scoop measurement.

**B-212 Features :** Two-point pH 7 / pH 4 Auto-Calibration (Calibration value backup); Waterproof structure; Auto-ShutOff; Flat / Immersed / Scoop measurement.

**Dimensions :** 165 mm X 29 mm X 19 mm  
6.5 in X 1.1 in X 0.7 in

**Weight :** approx. 53g.

**Power :** Two 3-volt lithium batteries (Model CR-2032)

**B-211 Standard Accessories :** pH 7 standard solution; 2 Model CR-2032 3-volt lithium batteries; eye-dropper; instruction manual; storage case, waterproof packing.

**B-212 Standard Accessories :** pH 4 & pH 7 standard solution; 2 Model CR-2032 3-volt lithium batteries; eye-dropper; instruction manual; storage case, waterproof packing.

## Spare Parts

Spare Parts	Model
Sensor	0113
Solution (pH 7, 14 ml 6 btls.)	Y031
Solution (pH 4, 14 ml 6 btls.)	Y032
Accessory Kit (deionized water, eye-dropper, tweezers, sampling sheet, carrying pouch)	Y092
Sampling sheet (10 booklets/set)	Y011

## With sliding lid open.

### Immersion measurement



To take measurement of water quality in rivers or lakes, just immerse the sensor in the water and note the measurement results.

### Scoop measurement



For hard to reach places, just immerse the sensor in the solution and the sensor guard will scoop up a sample. Lay the Twin flat to measure.

## With sensor guard open.

### Flat measurement



#### To measure solids or powders

Just place the sample directly on the sensor. Before measuring earth, powder, and other solid samples with low moisture content, add a drop or two of deionized water.



#### To measure in drops

Use a eye-dropper to drop about 0.1 ml of the sample solution on the sensor.



#### To measure rigid surfaces

To measure surface pH, wipe the surface of the sample with a sampling sheet dampened with deionized water and place the sheet on the sensor.

- The contents of this catalog are subject to change without prior notice, and without any subsequent liability to this company.
- The color of the actual products may differ from the color pictured in this catalog due to printing limitations.
- It is strictly forbidden to copy the content of this catalog in part or in full.
- All brand names, product names and service names in this catalog are trademarks or registered trademarks of their respective companies.

http://www.horiba.com e-mail: info@horiba.co.jp



Please read the operation manual before using this product to assure safe and proper handling of the product.

● **HORIBA, Ltd.**  
Head Office  
1-7-8 Higashi-Kanda  
Miyanojigashi, Kishicho  
Minami-ku, Kyoto, Japan  
Phone: 81 (75) 313-8123  
Fax: 81 (75) 321-5725

● **Tokyo Sales Office**  
1-7-8 Higashi-Kanda  
Chiyodaku, Tokyo, Japan  
Phone: 81 (3) 3861-8231  
Fax: 81 (3) 3861-8259

● **TAIWAN Representative Office**  
3F, NO.18 Lane 678, Chung  
Hua Rd, Chupei City,  
Hsinchu Hsien, 302, Taiwan  
Phone: 886 (3) 656-1012  
Fax: 886 (3) 656-8231

● **HORIBA TRADING (SHANGHAI) CO., Ltd.**  
Shanghai Office  
Room 1103, United Plaza,  
1468 Nanjing Rd. West,  
Shanghai, 200040, China  
Phone: 21-3222-1666  
U.S.A.  
Phone: 21-6289-5553

● **HORIBA KOREA Ltd.**  
112-6 Sogong-Dong  
Choong-ku, Seoul, Korea  
Phone: 82 (2) 753-7911  
Fax: 82 (2) 756-4972

● **HORIBA INSTRUMENTS Pte. LTD.**  
10 Ubi Crescent  
#05-11/12, Ubi Techpark  
Singapore 408564  
Phone: 65 6745-8300  
Fax: 65 6745-8155

● **HORIBA INSTRUMENTS INCORPORATED**  
Irvine Facility  
17671 Armstrong Avenue  
Irvine, CA 92614, U.S.A.  
Phone: 1 (949) 250-4811  
Fax: 1 (949) 250-0924

● **HORIBA / STEC INCORPORATED**  
1080 E. Duane, Suite. A  
Sunnyvale, CA 94086  
U.S.A.  
Phone: 1 (408) 730-4772  
Fax: 1 (408) 730-8975

● **HORIBA GmbH**  
Kaplanstrasse 5  
A-3430 Tulln,  
Austria  
Phone: 43 (2272) 65225  
Fax: 43 (2272) 65230

● **HORIBA CZECHIA**  
Organizaci slozka Praha  
Petrohradská 13  
CZ-101 00 Praha 10, Czech Republic  
Phone: 420 (2) 717-464-80  
Fax: 420 (2) 717-470-64

● **HORIBA INSTRUMENTS LIMITED**  
Kyoto Close  
Summerhouse Road  
Moulton Park, Northampton  
NN3 6FL, U.K.  
Phone: 44 (1604) 542500  
Fax: 44 (1604) 542699

● **HORIBA EUROPE GmbH**  
Head Office  
Hans-Mess-Str.6  
D-61440 Oberursel/Ts.  
Germany  
Phone: 49 (6172) 1396-0  
Fax: 49 (6172) 137385

● **HORIBA FRANCE**  
12, Avenue des Tropiques  
91955 LES ULIS  
France  
Phone: 33 (1) 69-29-96-23  
Fax: 33 (1) 69-29-95-77

● **HORIBA SWEDEN**  
Hertig Carlsvag 55-57  
S-15138 Södertälje  
Sweden  
Phone: 46 (8) 550-80701  
Fax: 46 (8) 550-80567

● **HORIBA ITALY**  
Europalace  
Corso Torino 43/45  
10043 Orbassano, Torino, Italy  
Phone: 39 (011) 9004601  
Fax: 39 (011) 9000448

Bulletin:HRE-1138A

Printed in Japan ZR-N(SK)52