

Company Outline

| | |
|---|--|
| ● Corporate name | HORIBA, Ltd. |
| ● Head Office | 2 Miyanohigashi-cho, Kisshoin, Minami-ku, Kyoto 601-8510, Japan |
| ● Founded | October 17, 1945 |
| ● Incorporated | January 26, 1953 |
| ● Paid-in Capital | 12,011 million yen |
| ● Representative | Atsushi Horiba, Chairman, President & CEO |
| ● Employees | 5,448 (Consolidated) 1,417 (Unconsolidated) |
| ● Financial Closing Date | December 31 |
| ● Stock Listings | Tokyo Stock Exchange First Section Osaka Securities Exchange First Section |
| ● Scope of Business (items sold, etc.) | Manufacture and sale of automotive, environmental, medical, semiconductor, and scientific measuring instruments Manufacture and sale of peripheral instruments related to analysis and measurement Construction work related to analysis and measurement, other construction work, and manufacture and sale of related equipment and instruments |

As of December 31, 2011

KEYWORDS

⌋ | Head Office | Founded | Incorporated | Representative | Number of Employees | Financial Closing Date | Stock Listings | Scope of Business

A-a

CSR Report Outline

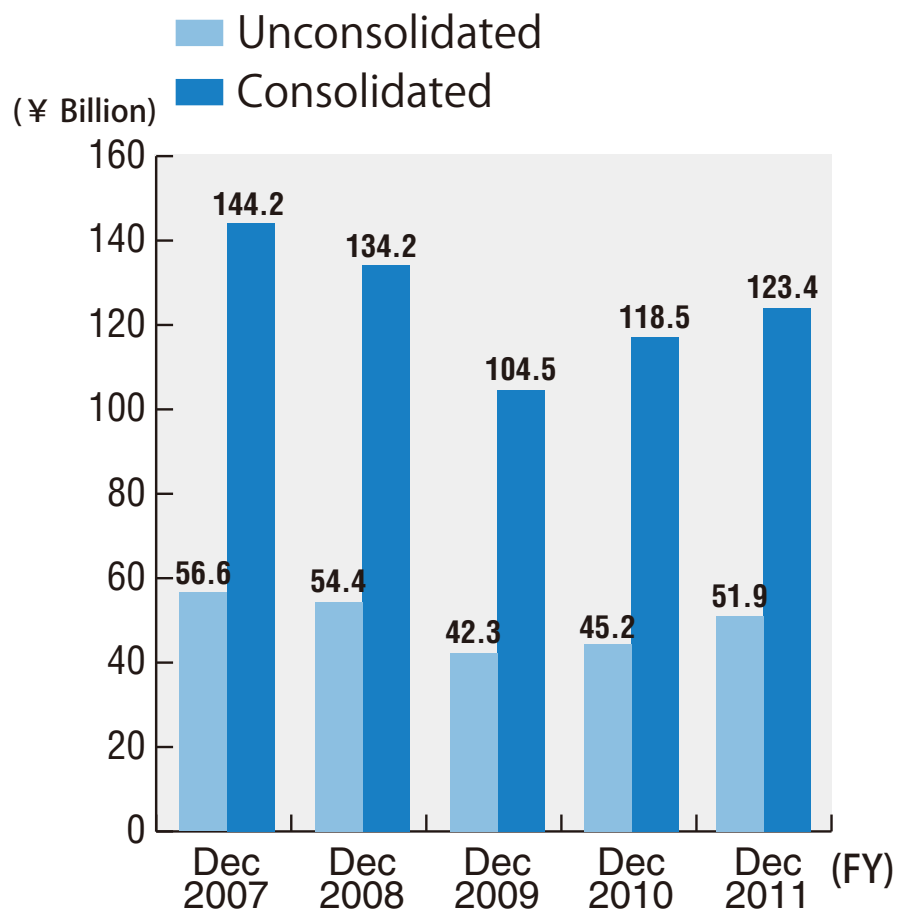
| | |
|---|---|
| ● Reference Guidelines | Ministry of the Environment, Environmental Report Guidelines (2007 edition) |
| ● Report Coverage | Reporting period: January 1, 2011 to December 31, 2011 (This report also contains some data from fiscal year 2012.) Reporting organizations: HORIBA, Ltd., HORIBA Techno Service Co., Ltd., HORIBA STEC, Co., Ltd., HORIBA Advanced Techno Co., Ltd., HORIBA ITECH CO., Ltd., and a number of the overseas group companies |
| ● Publication Date | March 24, 2012 |
| ● Planned Publication Date of Next Report | March 2013 |
| ● Contact | Corporate Communications Office, HORIBA, Ltd. Tel: (81)-75-325-5073 (Dial-in) |

KEYWORDS

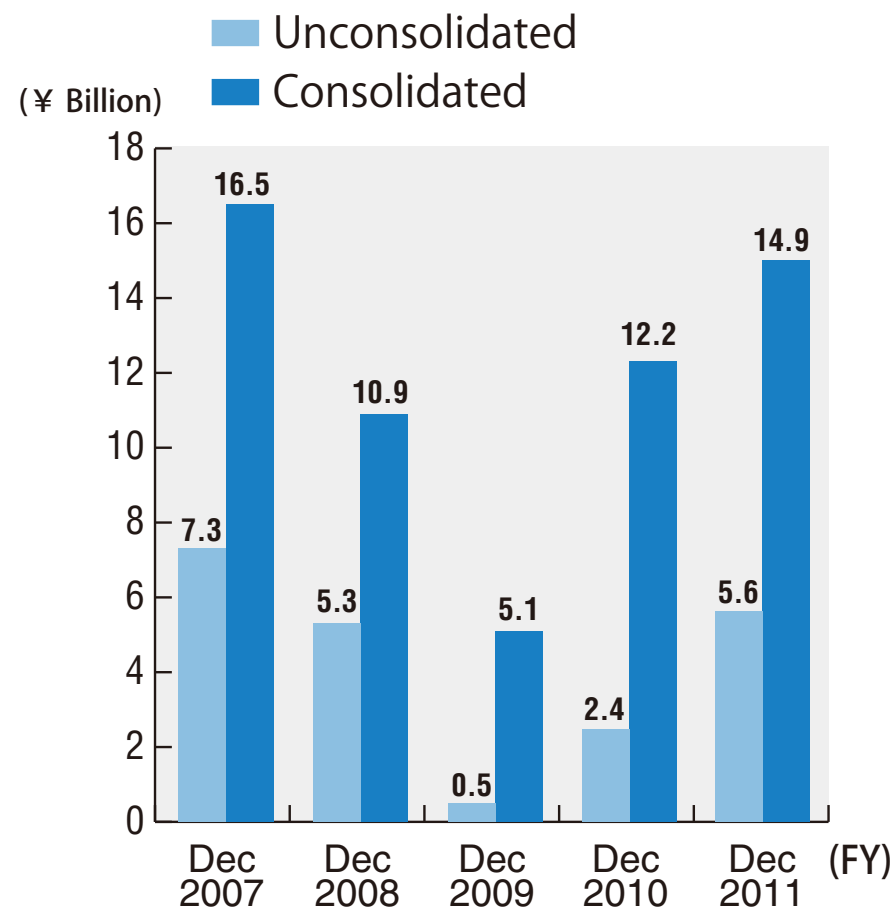
Guidelines | Reporting Period | Reporting Organizations | Publication Date | Planned Publication Date of Next Report | Contact

A-a Financial Results: Net Sales and Operating Income

Net Sales



Operating Income



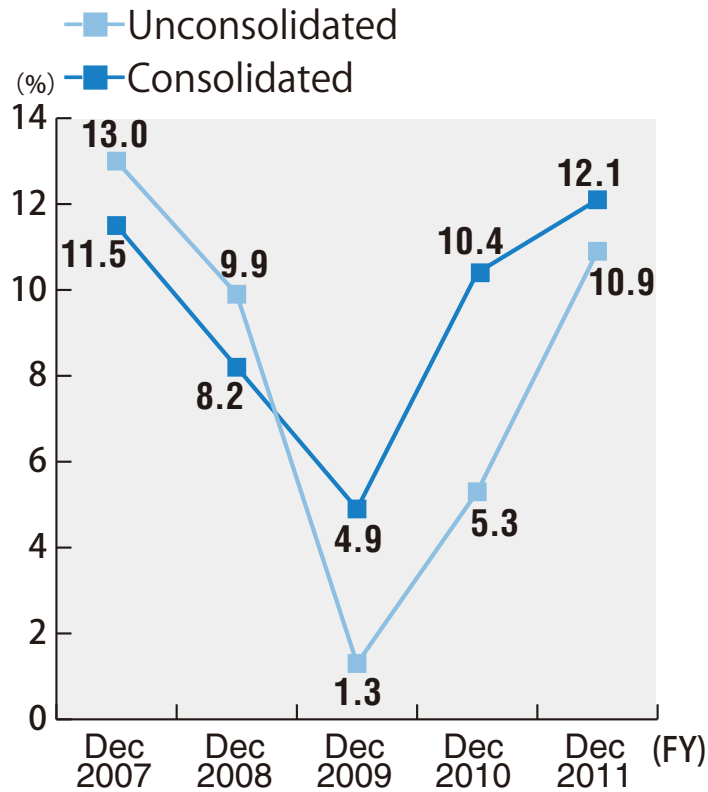
HORIBA Gaiareport 2012

KEYWORDS

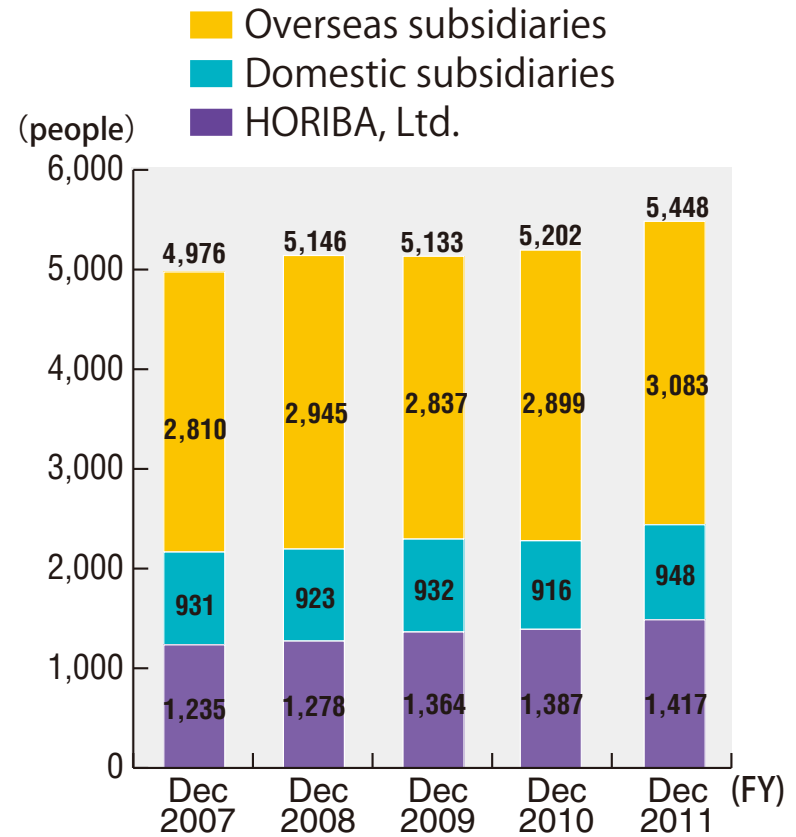
Net Sales | Operating Income | Number of Employees | Net Sales by Segment | Net Sales by Region

A-a Financial Results: Operating Income to Net Sales and Number of Employees

Operating Income to Net Sales



Number of Employees

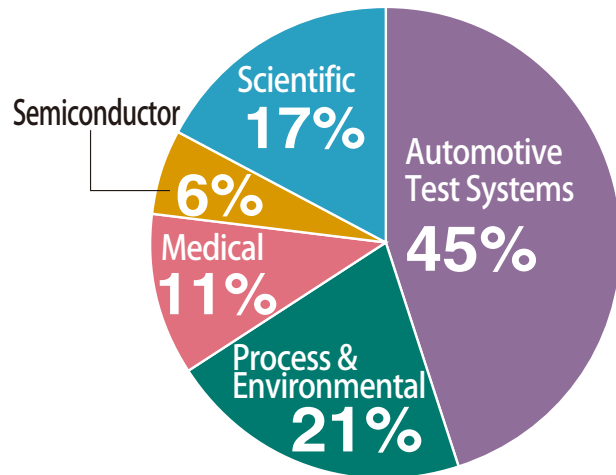


KEYWORDS

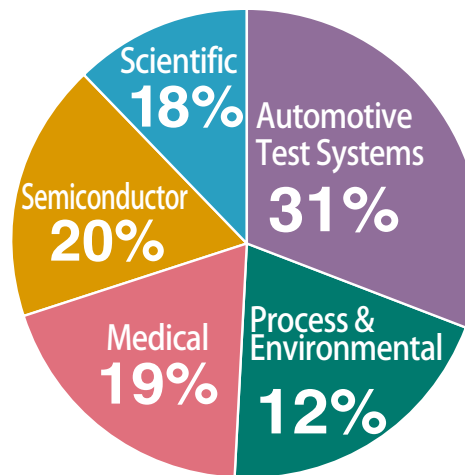
Net Sales | Operating Income | Number of Employees | Net Sales by Segment | Net Sales by Region

A-a Financial Results: Share of Net Sales by Segment and by Region

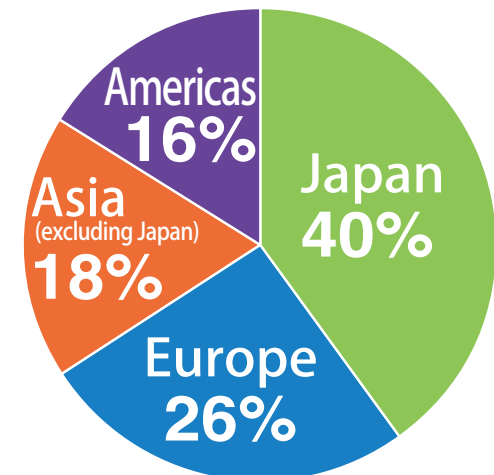
Share of Net Sales in 2011
by Segment
(Unconsolidated)



Share of Net Sales in 2011
by Segment
(Consolidated)



Share of Net Sales in 2011
by Region
(By sales region)
(Consolidated)



HORIBA Gaiareport 2012

KEYWORDS

Net Sales | Operating Income | Number of Employees | Net Sales by Segment | Net Sales by Region