

DSS-1A020

Indium Arsenide Solid State Detector

ELEMENTAL ANALYSIS
FLUORESCENCE
GRATINGS & OEM SPECTROMETERS
OPTICAL COMPONENTS
FORENSICS
PARTICLE CHARACTERIZATION
RAMAN
SPECTROSCOPIC ELLIPSOMETRY
SPR IMAGING

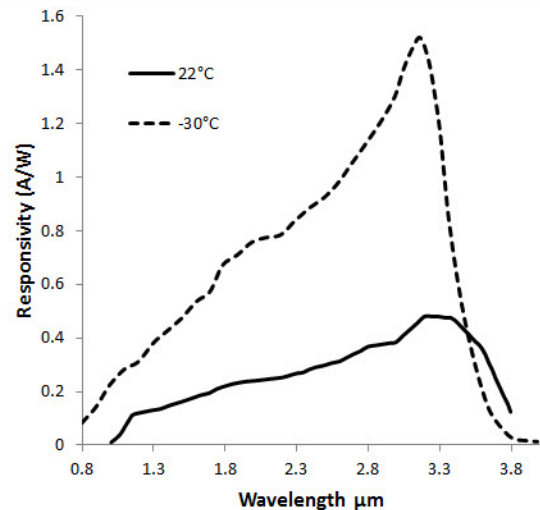
An indium arsenide photodiode, available in two different cooling levels, provides good spectral response in the near-IR.

If you need a single point detector to measure signals in the NIR spectral region, the solid state InAs detector from HORIBA Scientific is an excellent choice. With high sensitivity ($D^* \sim 10^{11}$) and two options for ambient and thermoelectric cooling, responsivity extends from 1000 nm to 3500 nm. This is one of a number of single point detectors available from HORIBA Scientific. Contact us for further information.

Used in conjunction with optically optimized housings, these detectors integrate seamlessly with HORIBA's extensive selection of monochromators. In addition, the SpectrAcq2 acquisition module allows for software integration with LabSpec, SynerJY, or LabVIEW. With all of the additional optical adapters available from HORIBA, a user can easily go from individual components to a complete spectroscopy solution.

Features and Benefits


- Wide spectral responsivity from 1000 nm to 3500 nm
- High sensitivity ($D^* \sim 10^{11}$)
- Compact ambient and TE detector housing



Accessories

Various accessories are available for powering the detectors, optically coupling detectors to HORIBA monochromators, and data acquisition.

- Power supply for TE cooled detector, DSS-15V-TEP
- Power supply for ambient, DSS-15VP
- Mirror-based housing, 1427C
- BNC cable, J30646
- SpectrAcq2 data acquisition module
- SMA fiber adapter, DSS-SMA
- Dual 1427C housing adapter, J23078370
- Dual detector housing, J23079050
- BNC switchbox for dual detectors, SWB-AB

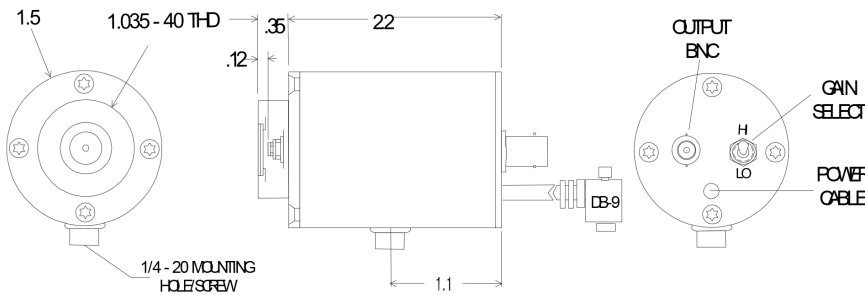


Specifications

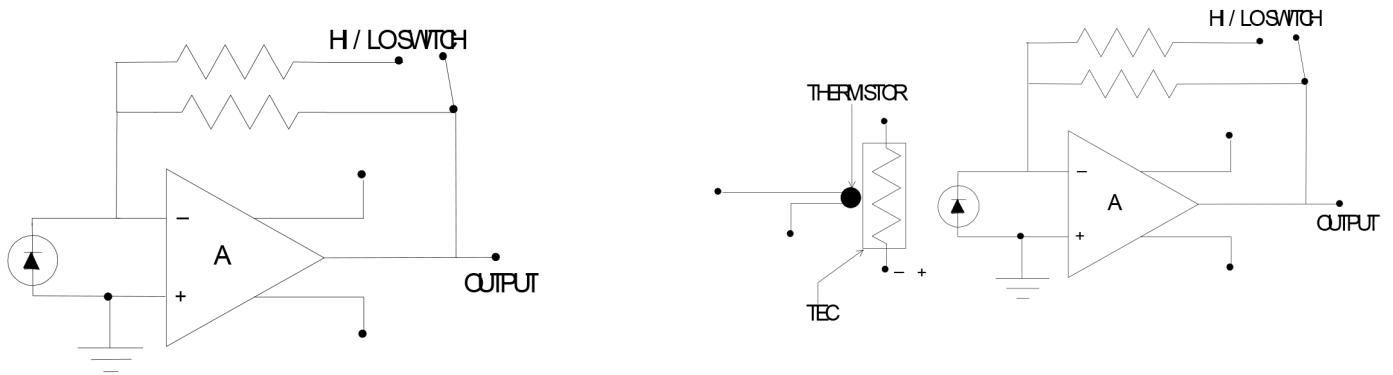
Part number	DSS-IA020A	DSS-IA020T
Detector type	2.0 mm diameter indium arsenide photodiode	
Operating temperature (°C)	22°C ambient	-30°C TE cooled
Operating wavelength (µm)	1.0 – 3.5 µm	1.0 – 3.4 µm
Responsivity (V/W @ peak)	$0.65 \times 10^4 / 10^3$	$2.1 \times 10^4 / 2 \times 10^3$
Noise (V/Hz^{1/2})	$2 \times 10^{-6} / 10^{-7}$	$2 \times 10^{-7} / 2 \times 10^{-8}$
NEP, pk (W/Hz^{1/2})	2.0×10^{-10}	1×10^{-11}
Detectivity (D*)	1.77×10^{10}	1.77×10^{11}
Bandwidth (-3dB – Hz, typical)	DC – 10 kHz	DC – 10 kHz
Power requirements	± 9 VDC to ± 15 VDC	
Connections	BNC signal output. Shielded power cable terminated with a DB-9 connector directly couples the unit with the PS/TC-1 Low Noise Power Supply / Controller.	

Mechanical Dimensions, Ambient and TE Housing

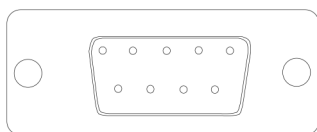
(All measurements are in inches)



Electrical Diagrams, Ambient and TE Cooled



DB-9 Pin Out Diagrams, TE Cooled [Ambient]



- | | |
|----------------------------|-------------|
| 1. Cooler (+) [No connect] | 6. +V |
| 2. Cooler (-) [No connect] | 7. -V |
| 3. Thermistor [No connect] | 8. GND |
| 4. Thermistor [No connect] | 9. Case GND |
| 5. No connect | |



OPTICAL BUILDING BLOCKS



HORIBA
Scientific

info.sci@horiba.com www.horiba.com/opticalbuildingblocks

USA: +1 732 494 8660
UK: +44 (0)20 8204 8142
China: +86 (0)21 6289 6060

France: +33 (0)1 69 74 72 00
Italy: +39 2 5760 3050
Brazil: +55 (0)11 5545 1500

Germany: +49 (0)89 4623 17-0
Japan: +81 (0)3 6206 4721
Other: +1 732 494 8660