




See us (live!) at Pittcon Booth 1039

**Meeting Green Goals with Zeta Potential and
the SZ-100 will start soon.**



Jeffrey Bodycomb, Ph.D.
HORIBA Scientific
www.horiba.com/us/particle



Meeting Green Goals with Zeta Potential and the SZ-100



Jeffrey Bodycomb, Ph.D.
HORIBA Scientific
www.horiba.com/us/particle

Wastewater

- Wastewater contains chemical and particulate contaminants that need to be removed for safety, environmental, and aesthetic reasons.
- Today we primarily talk about particulate waste.

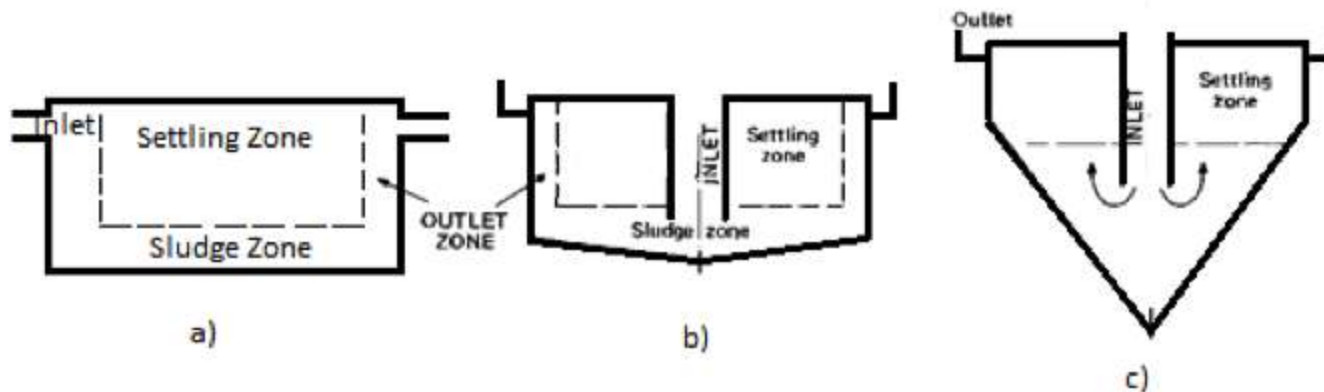
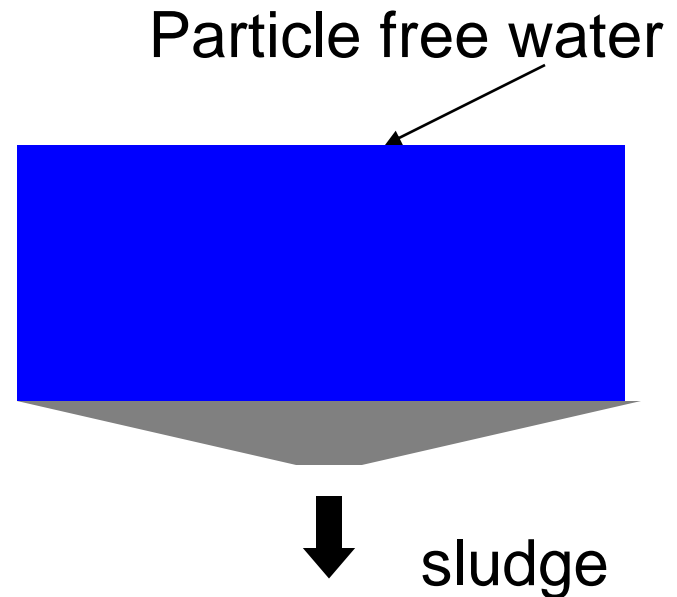
How do we look at particle contamination?

- Suspended particles will appear as haze and can be measured with
 - Turbidity meter – scattered intensity at right angle
 - Total suspended solids (filter and weigh)
- See US EPA: Analytical Method for Turbidity Measurement, Method 180.1
- See the HORIBA U-53 for measuring turbidity



Getting Rid of Particles

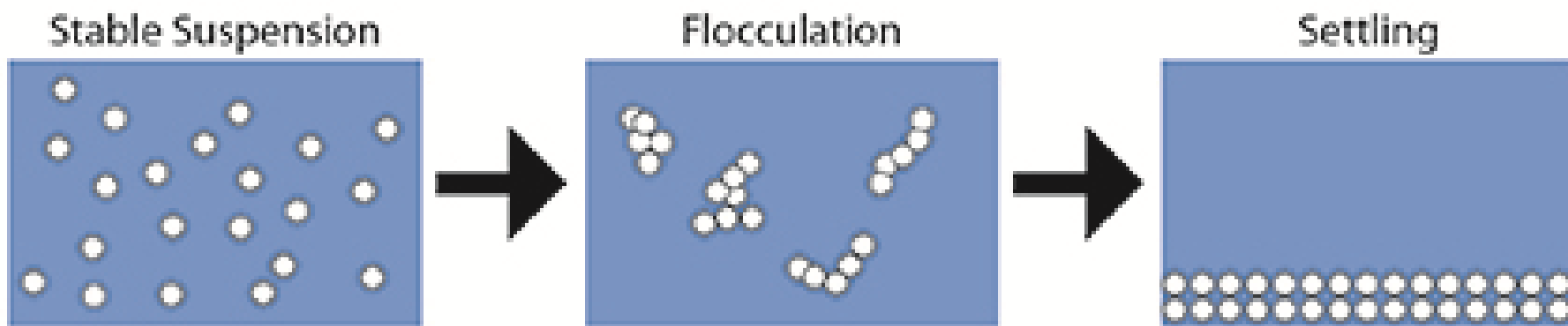
- Put them in a giant tank and wait (settling or flotation)
- Filter particles out with filter media



"Fig1SB" by 19ceic3004 - Own work. Licensed under CC BY-SA 3.0 via Commons - <https://commons.wikimedia.org/wiki/File:Fig1SB.png#/media/File:Fig1SB.png>

Settling Process

- This is a summary of the desired process in a settling tank (or pond).



Stokes Law

- This is why we care about flocculation!
- Particle settling velocity increases by square of particle size. If you double particle size, particles settle four times faster.

$$v = \frac{2(\rho_p - \rho_f)gr^2}{9\eta}$$

v = velocity (down is positive)
 ρ_p = density of particle
 ρ_f = density of fluid
 g = acceleration due to gravity
 r = particle radius
 η = fluid viscosity

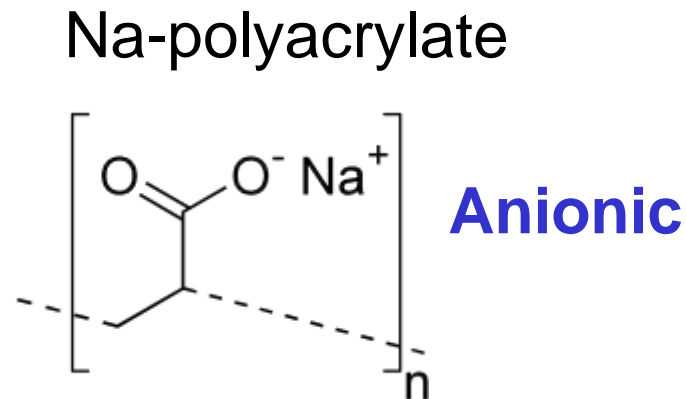
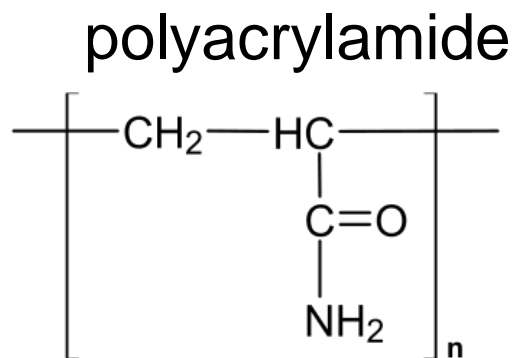
- Gravity increases with r^3 . Drag only increases with r . So velocity increases with r^2 .
- Larger Particles → Less expensive process

Effect of size on settling

Diameter (micron)	Order of size	Time to settle 1 meter ($\rho=2.6$ like sand)	Time to settle 1 meter ($\rho=1.3$ like clay)
1,000 (1 mm)	Coarse sand	1.1 sec	6.1 sec
100	Fine sand	110 sec	610 sec
10	Silt	11000 sec (3.2 hr.)	61000 sec (17 hr.)
1	Bacteria	1.1×10^6 sec. (13 days)	6.1×10^6 sec. (70 days)
0.1	colloids	1.1×10^8 sec. (3.6 years)	6.1×10^8 sec. (19 years)

Coagulants

- Alum - Aluminum Sulfate $\text{Al}_2(\text{SO}_4)_3$
- Ferric Chloride – FeCl_3
- Acrylamide-acrylate copolymers are anionic due to the presence of negatively charged carboxylate groups




"Polyacrylamide" by Roland Mattern - Roland1952. Licensed under Public Domain via Commons - <https://commons.wikimedia.org/wiki/File:Polyacrylamide.svg#/media/File:Polyacrylamide.svg>

"Sodium polyacrylate skeletal" by Edgar181 - Own work. Licensed under Public Domain via Commons - https://commons.wikimedia.org/wiki/File:Sodium_polyacrylate_skeletal.png#/media/File:Sodium_polyacrylate_skeletal.png

Why will particles flocculate?

Fine particles will tend to flocculate to reduce surface energy.




Less surface,
lower free
energy.

Why don't particles flocculate?

Most particles in aqueous suspension have a surface charge and therefore repel each other; they never touch.

“Kinetically Stable”

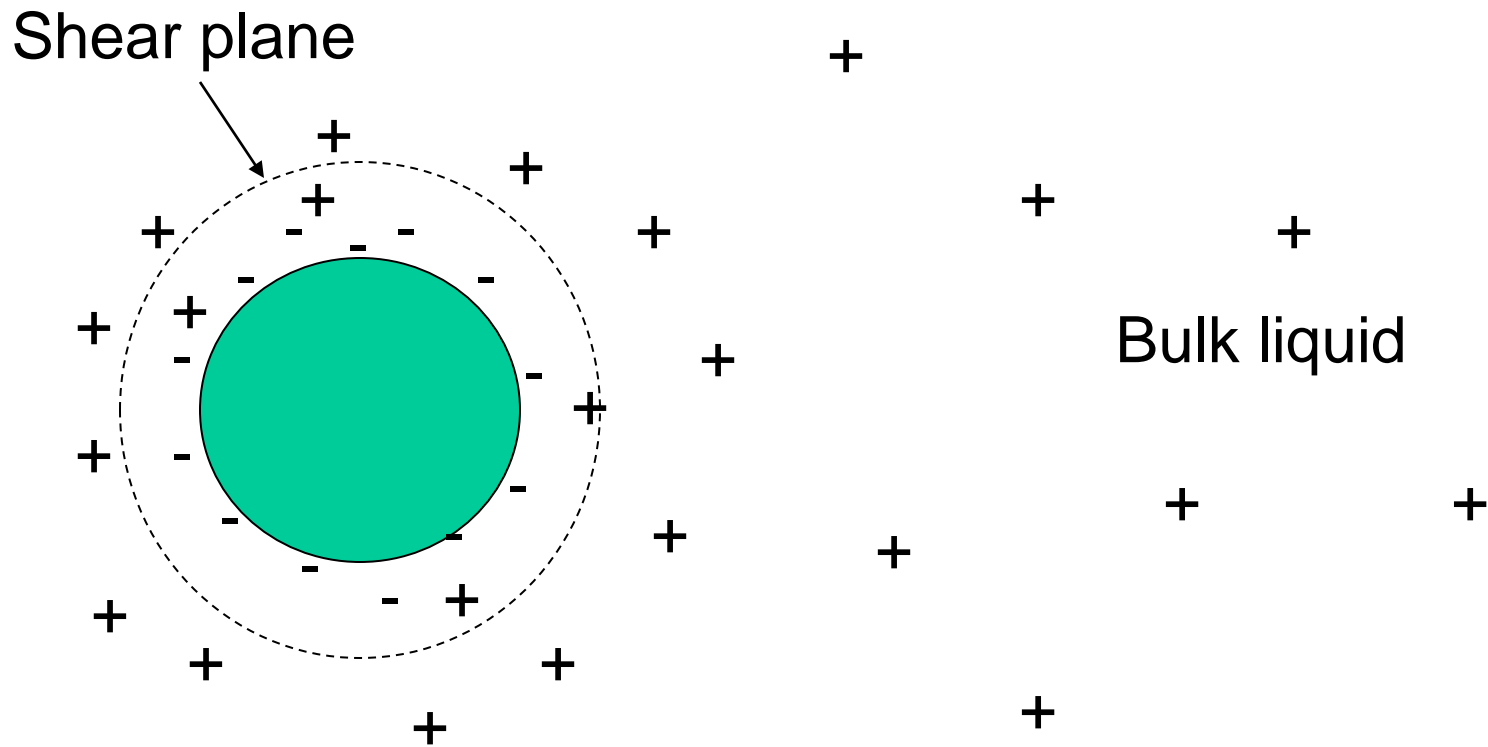


Jar Test

- Fill identical beakers with identical amounts of waste.
- Keep one as a control (or blank).
- Add varying amounts of coagulant.
- Evaluate results. Do small particle wastes become cloudy (indicating formation of larger flocs).
- Inexpensive
- Operator Dependent, can be time consuming

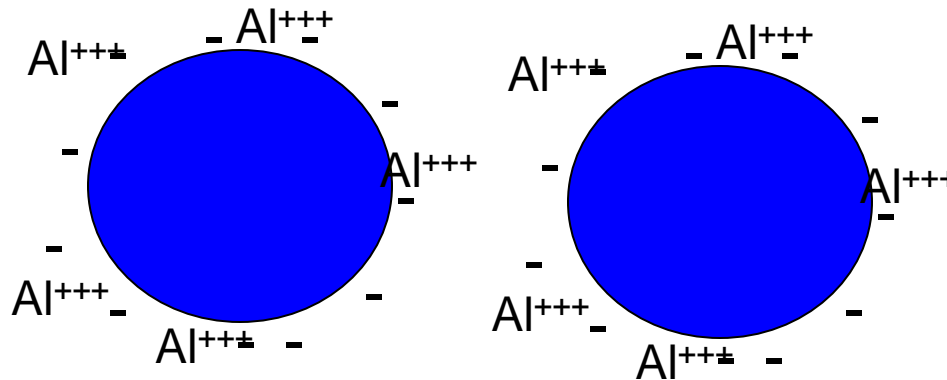
What is Zeta Potential?

- Zeta potential is the charge on a particle at the shear plane.

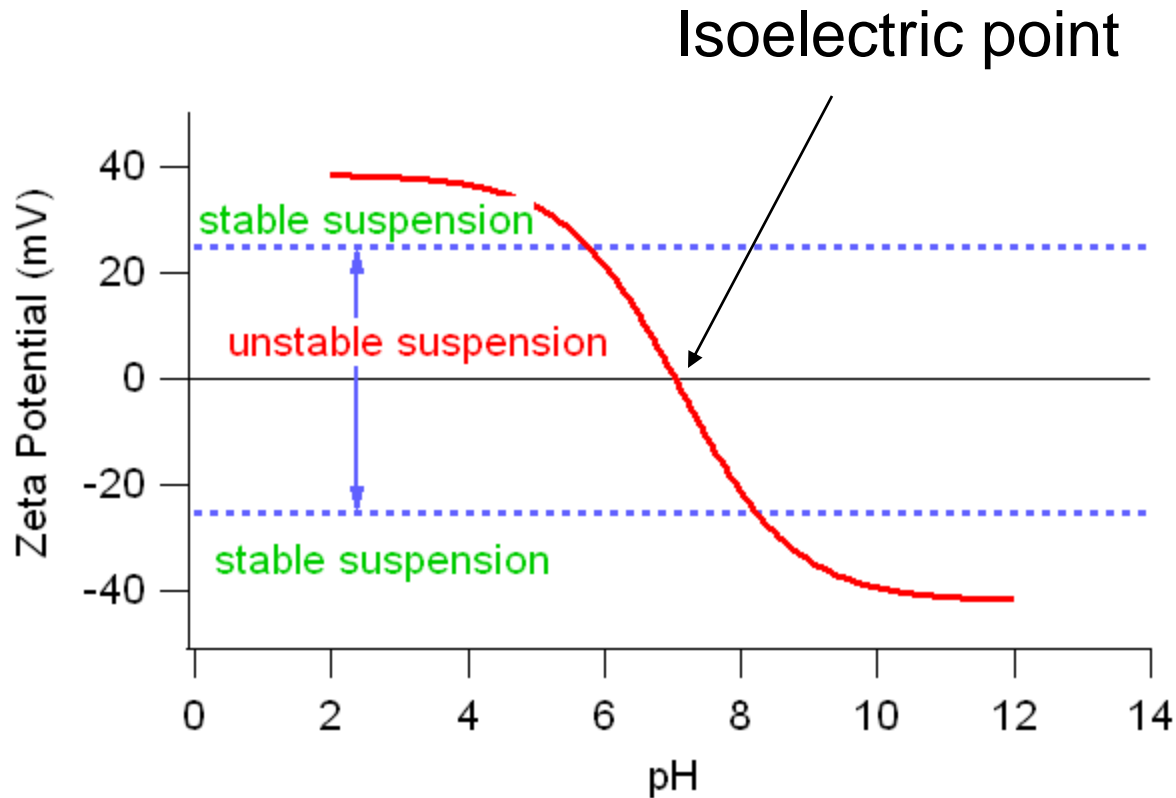


How do we suppress charge effects?

- If we can “turn off” the particle charge, then the particles will flocculate and more rapidly settle (or be more easily filtered).
- We can do this with coagulants and flocculants.
 - Multivalent ions: Ca^{++} , Al^{+++}
 - Polyelectrolytes: acrylamide/acrylic acid copolymers



Isoelectric point



X-axis can also be Ca^{++} or other ion concentration.

What is the Isoelectric Point?

- The Isoelectric Point is the point at which the zeta potential (surface charge) is zero.
- Achieved by the addition of
 - potential forming ions
 - Specific adsorption of charge modifying agents –the coagulents and flocculants mentioned earlier.
- This is what we need to control the system.

How to Measure Zeta Potential:

- Acoustic techniques (use sound to probe particle response)
- It is much more popular to use light scattering to probe motion of particles due to an applied electric field. This technique is known as electrophoretic light scattering.
- Used for determining electrophoretic mobility, zeta potential.

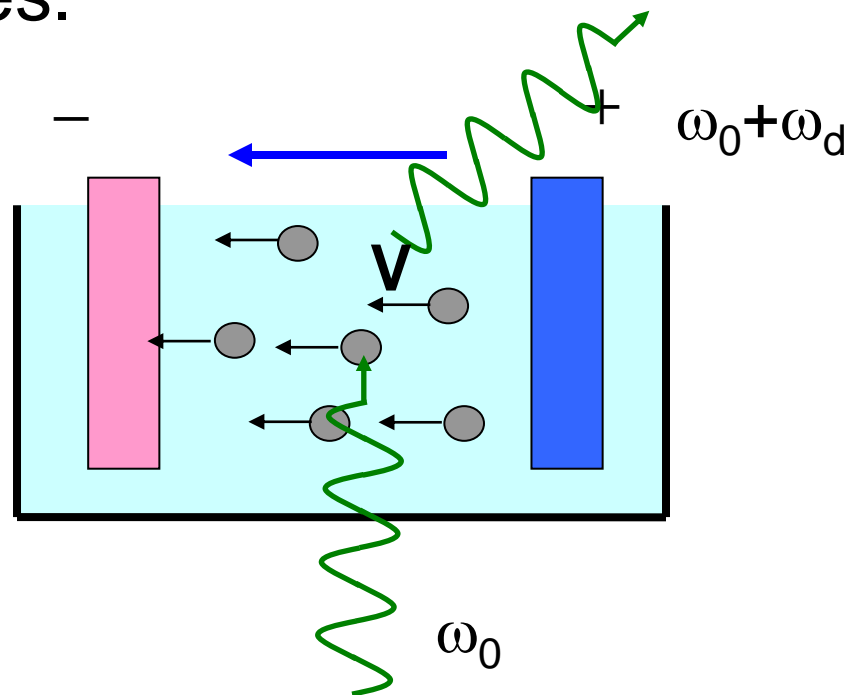
How to Measure? With the SZ-100

- Single compact unit that performs size, zeta potential, and molecular weight measurements: the SZ-100

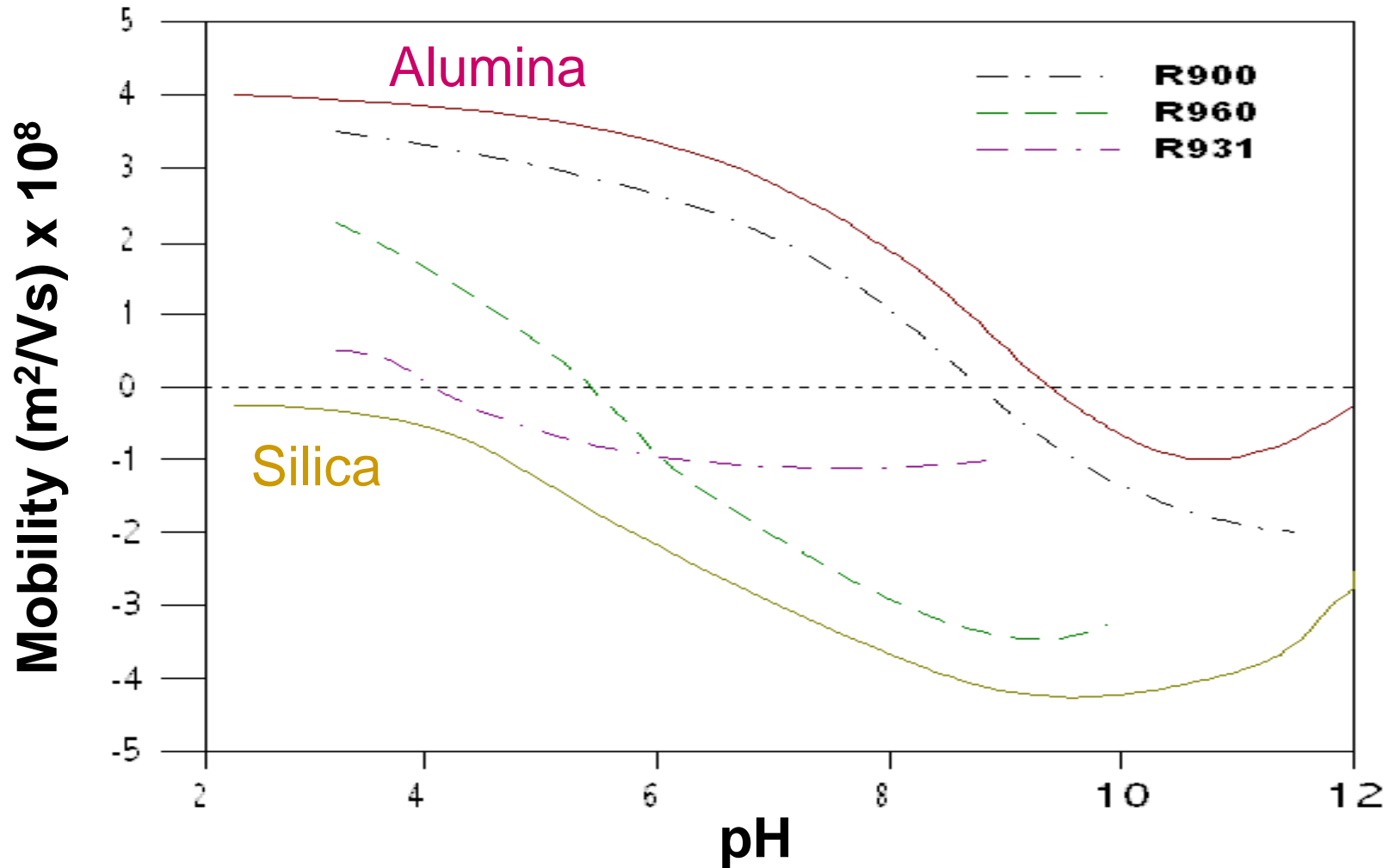


How to determine zeta potential

- Apply an electric field and probe response of particles to applied field.
- You need to see Doppler shift in scattered light due to particle motion with respect to fixed electrodes.

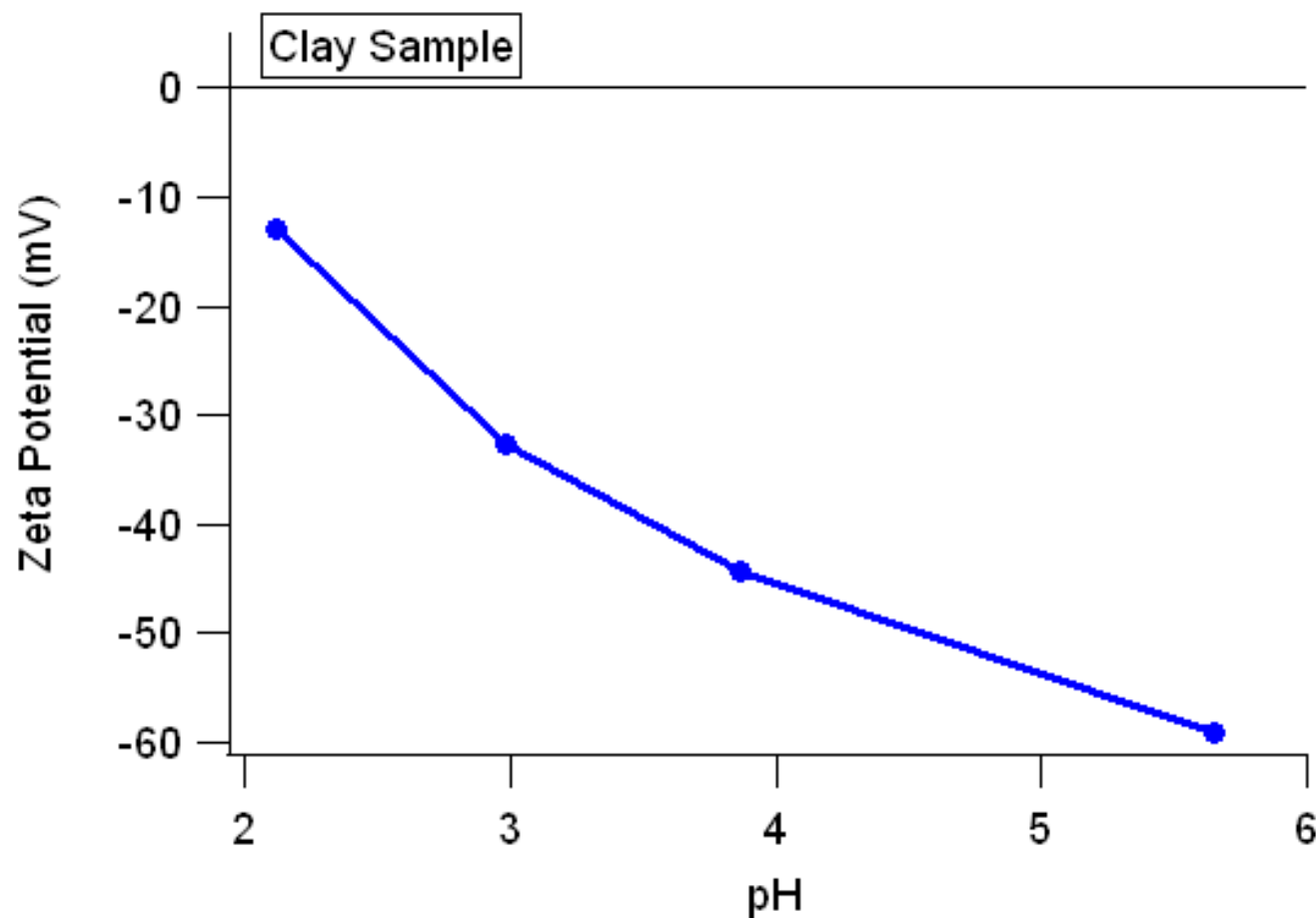


TiO₂ Grades




Surface matters, not bulk material

Clay



To flocculate this clay so it settles, pH must be quite low. You will need a lot of acid.

Autotitrator Accessory



Complete SZ-100 for Zeta Potential

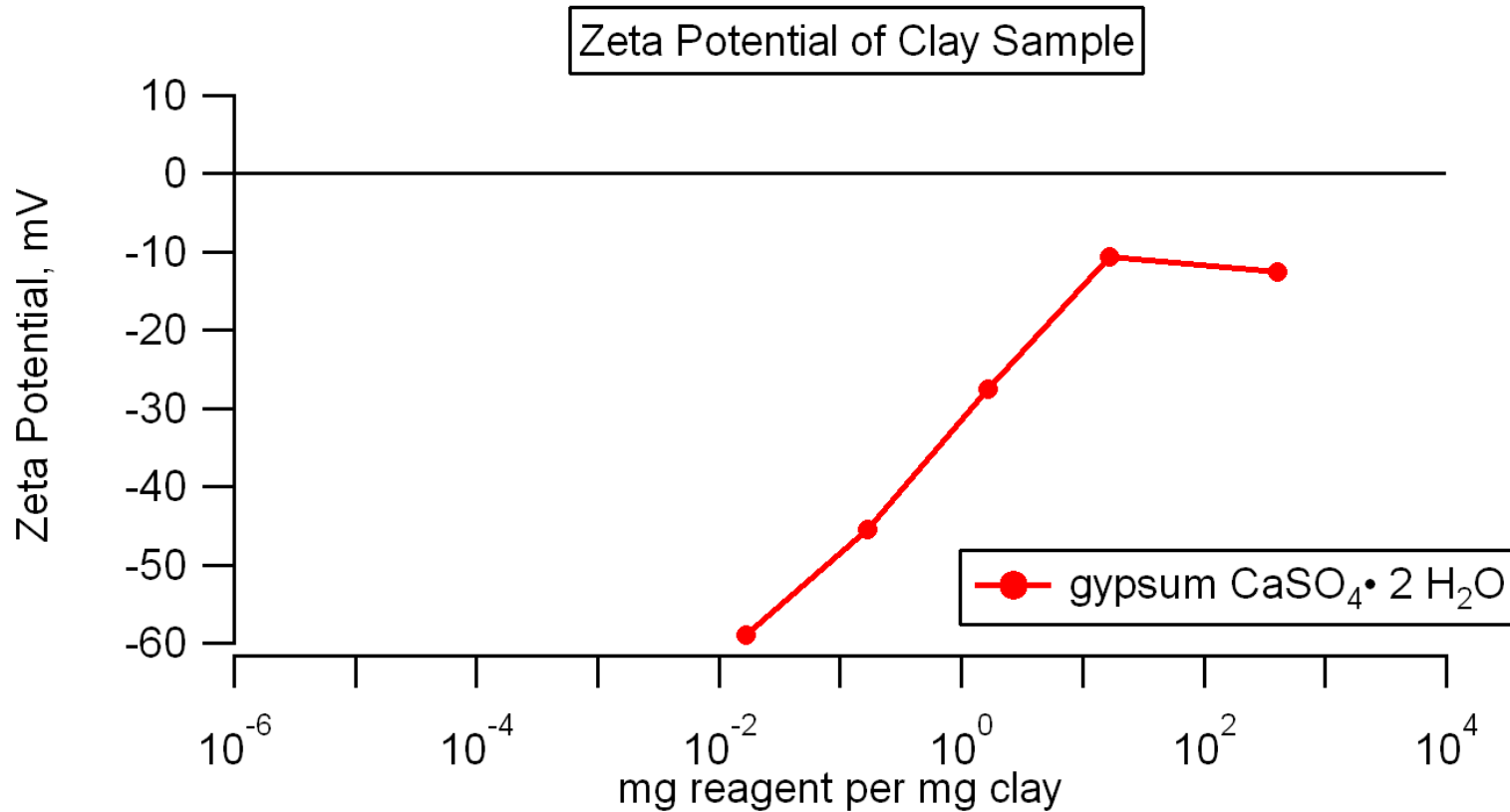


Industrial Control of pH

- Once you know your target pH, how do you control it in real time?
- pH controller for industrial use (HP-480 series), transmitter, 4-20 mA signal to valve to control flow of acid/base.

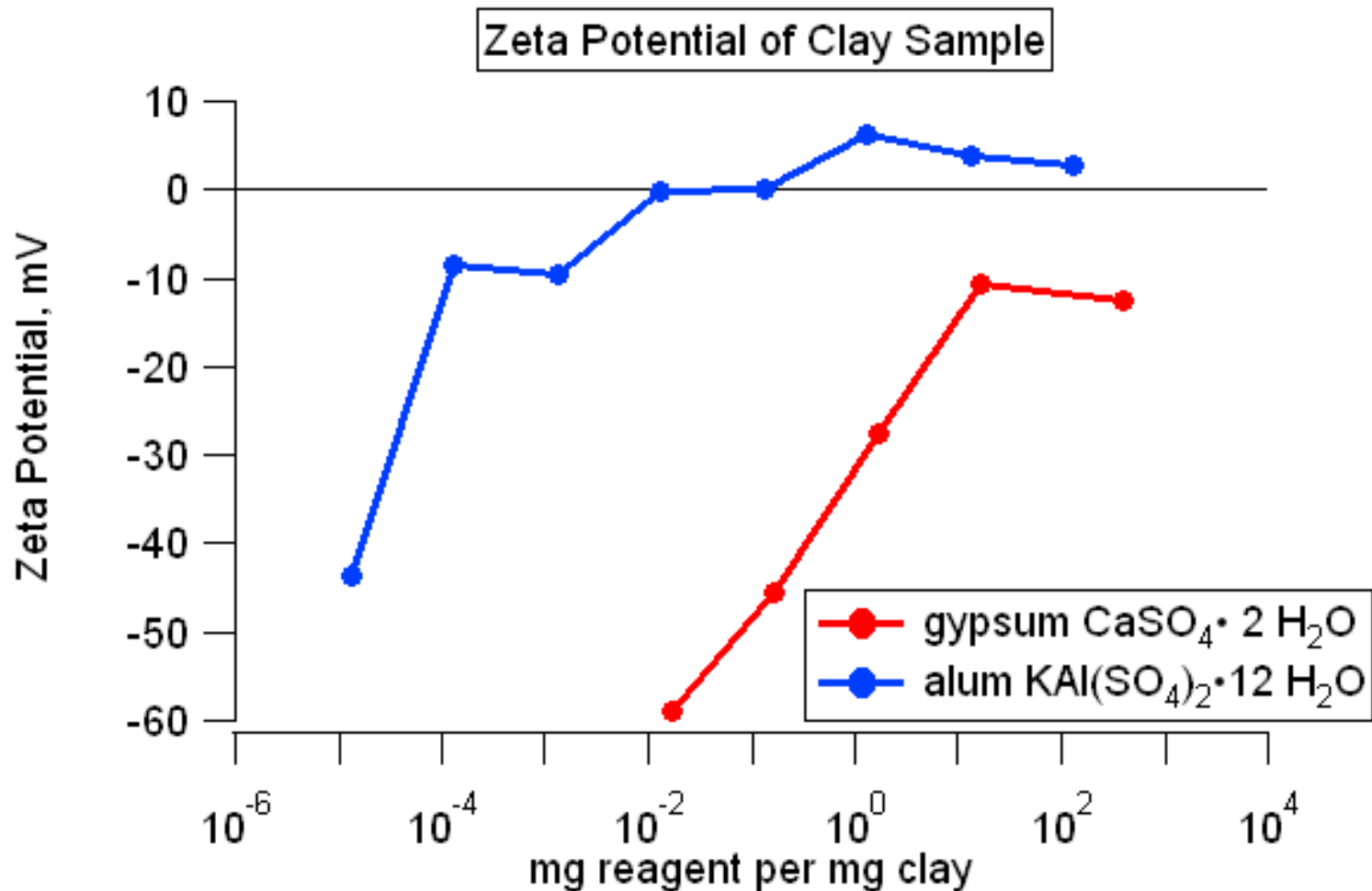


Other Additives: Gypsum



Note log scale

Other Additives: Alum vs Gypsum



To flocculate clay so it settles, choose alum at 0.01 g alum/g clay. Too much or too little and flocculation is not ideal.

What about refinery waste?

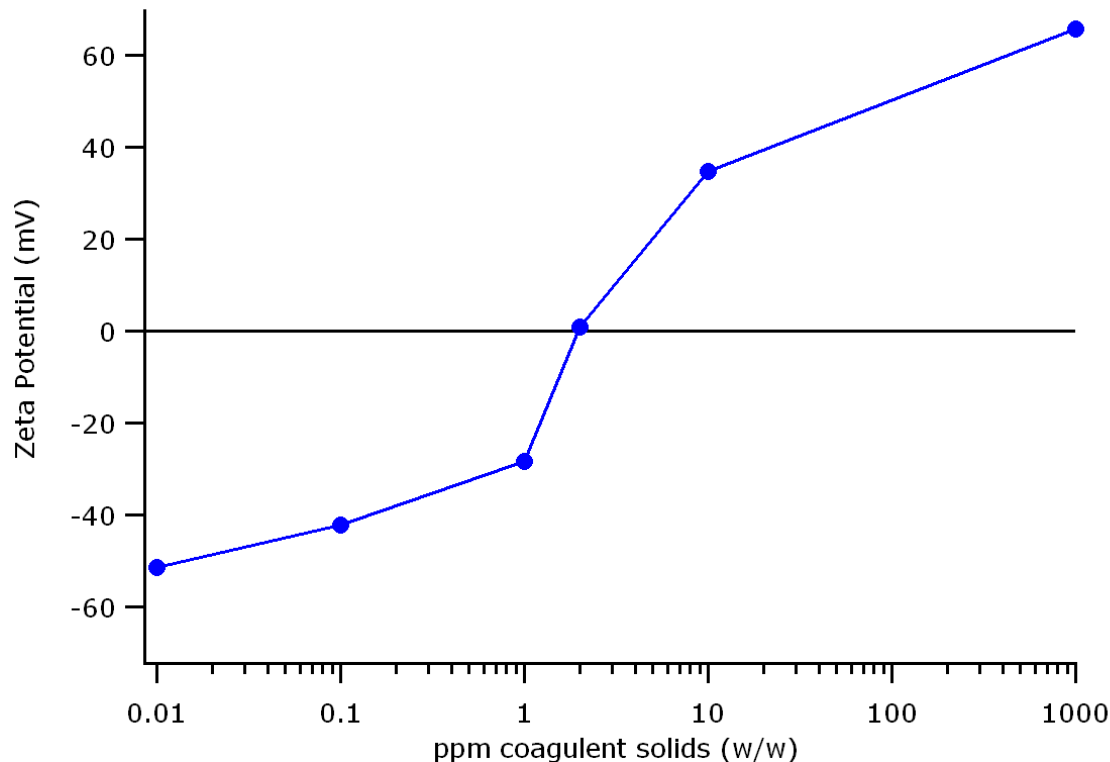
Oil in Water such as the OCMA-350 (fast)



EPA Method 1664 oil and grease in water.
Extract with hexane. (slow, but required)

Refinery Wastewater


- Water full of oil droplets (and a bit of H₂S!)
- Unknown (proprietary) coagulant.



Note the strong positive charge if you add too much coagulant

Another water analysis option: The Aqualog

- The only true simultaneous absorbance-fluorescence system available
- For CDOM (colored dissolved organic matter)



Zeta Potential Conclusions

- Determining Zeta potential gives the chemist a tool for understanding what different treatment options are doing to the particles.
- Understanding is necessary for optimization.



Q&A

Ask a question at labinfo@horiba.com

Keep reading the monthly [HORIBA Particle e-mail newsletter!](#)

Visit the [Download Center](#) to find the video and slides from this webinar.

Jeff Bodycomb, Ph.D.

P: 800-446-7422

E: jeff.bodycomb@horiba.com

Thank-you